

Baxter

PrisMax

ACUTE CARE SYSTEM

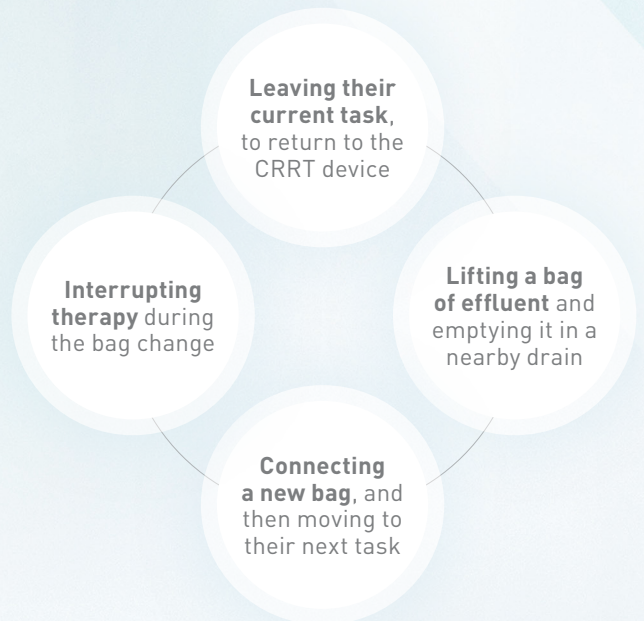
MAXIMISE NURSING **EFFICIENCY** WITH THE AUTO-EFFLUENT DRAIN ACCESSORY powered by the **PrisMax** system

The **PrisMax** System with the optional Auto-Effluent Drain Accessory eliminates the need to change effluent bags during CRRT, freeing up nursing time and enabling more time for patient care.¹



Save Valuable Time

Without the optional Auto-Effluent Drain Accessory, as often as every 1-2 hours, an ICU nurse will have to change effluent bags for each patient on CRRT:



Making Treatment Delivery More Efficient

The unique Auto-Effluent Drain Accessory is designed to reduce treatment interventions, freeing up valuable nursing time.¹


By eliminating the manual task of changing effluent bags as often as every 1-2 hours, users may **save an average of more than 30 minutes** per patient per day in nursing time.^{2,*}

Gain up to 30 minutes additional therapy time for achieving prescription targets by decreasing therapy downtime due to effluent bag changes.^{2,*}

Bag changes may be reduced by 60% compared to similar CRRT systems.²

*Based on data from a pilot evaluation of 305 treatments with the **PrisMax** system at eight ICUs in six countries

“The benefit goes beyond the actual number of minutes saved because the nurse can focus on more important things in a complex patient scenario.”³



The Auto-Effluent Drain Accessory

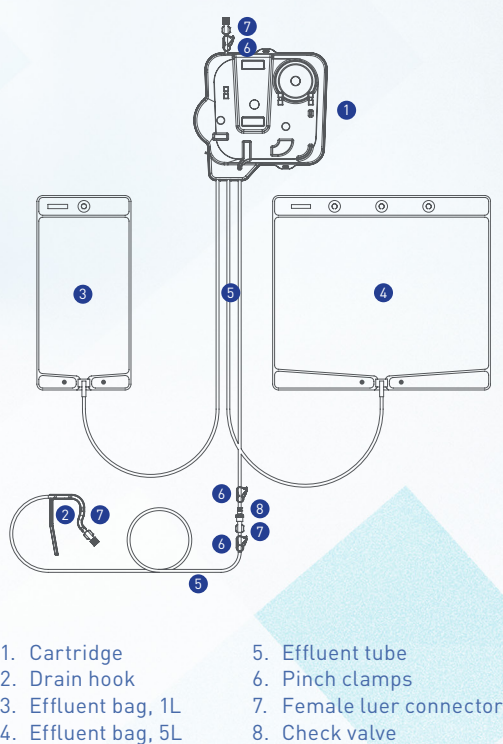
The Auto-Effluent Drain Accessory continuously pumps effluent collected during therapy into a drain, while providing the accuracy of a scale-based measurement system. Eliminating effluent bag changes minimises user exposure to effluent.¹

Using a hook and line system having up to an 18 m (60 ft) range,^{*} the Auto-Effluent Drain Accessory works with a range of room layouts and drains.^{1,†}

The Auto-Effluent Drain Accessory can remain in place for up to six days, even when changing CRRT therapy modes or blood filter sets.¹

^{*}An extension line may be needed depending on the distance between the device and drain

[†]Disposal should be managed in accordance with your hospital's infection control policy



- The Auto-Effluent Drain Accessory eliminates the need to change effluent bags during treatment by alternating effluent fill and drain between the 1 litre and 5 litre bags.
- Effluent flows into one bag while the other bag drains.
- When a bag fills to 1 litre, the pinch valves change position automatically to begin draining that bag and filling the other.
- Effluent draining can be paused as needed to allow for changes in patient location or drain point.
- The one-way check valve at the proximal end of the drain line prevents effluent backflow.

For more information, please speak with a Baxter representative or visit www.baxter.com.

For safe and proper use of products mentioned herein, please refer to the appropriate Operators Manual or Instructions for Use.

References:

1. Baxter – PrisMax Operators Manual. AW8005 Rev A. 2017; Sep. 2. Baxter – PrisMax Limited Controlled Distribution Report #ER6877 Rev A. Data on file. 2018. 3. Broman M, Bell M, Joannes-Boyau O, Ronco C, The Novel PrisMax Continuous Renal Replacement Therapy System in a Multinational, Multicentre Pilot Setting. Blood Purif 2018;;220-227..

Baxter.dk, Baxter.fi, Baxter.no, Baxter.se

Baxter, Prismaflex, Prismax and Thermax are trademarks of Baxter International Inc. or its subsidiaries.